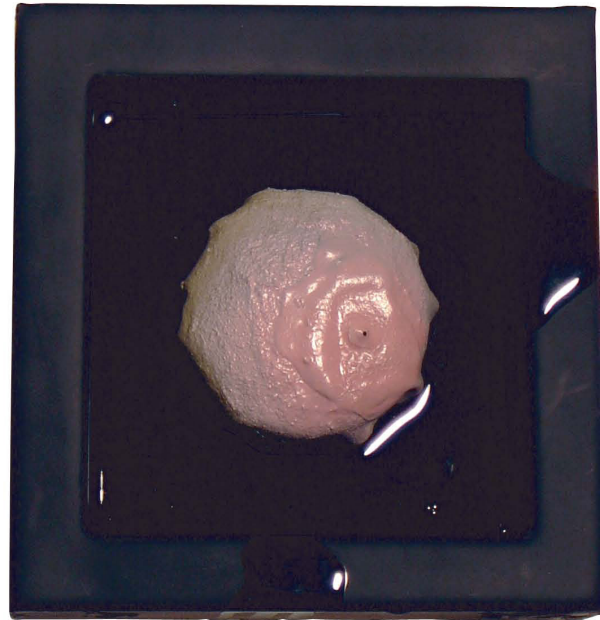


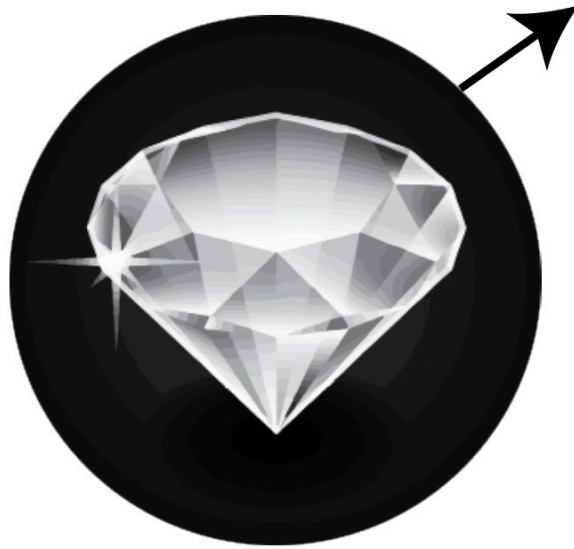
artist activities at SBMA

# KRISTA HOEFLE

LVLUP!



**The 65 dollar vs. the 65 second**  
(A clinical test shows they're one and the same)



A series of 7 hanging boxes in a vertical format. The open-faced boxes are constructed of wood, and are roughly finished on the sides with a smooth black finish on the face and interior. Set in each box is a round, sculptural form resembling a cupcake, each glazed in different colors. Saw-toothed hangers on back.

That's how the description of the piece reads. But what does it mean? How does this artist convey her own unique voice in her work?

Krista talks about her attempt to address superficiality without being superficial. She associates her materials and processes in making art with make-up.... making women's faces. So, then, are these cupcakes, or are they globs of makeup? Is decorating a cupcake the same as decorating a face? The icing is definitely the reason some would reach for a cupcake.

Krista states, "At times grotesque and brutal, the ultimate result of the makeover is toward some(one's) beautiful ideal." How do you think this concept relates to the activity on the next page?

# クリスタ・ホーフルと一緒にレベルアップしましょう

LULUP! with Krista Hoefle

kristahoefle.com

作り方

## Instructions:

ハサミあるいはカッターで、実線に沿って切り取ってください。

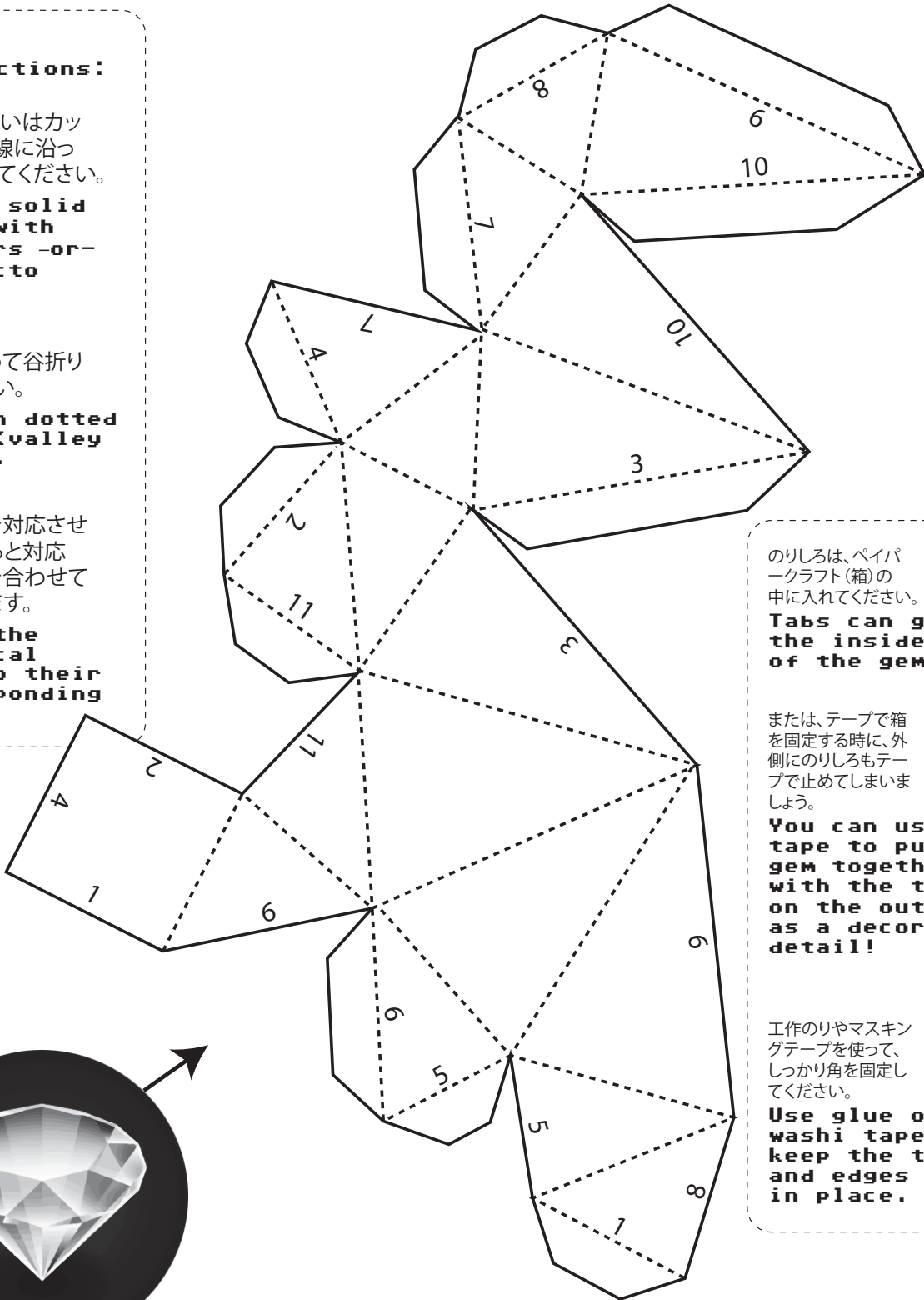
**Cut on solid lines with scissors -or- an Exacto Knife**

点線に沿って谷折りしてください。

**Fold on dotted lines (valley folds).**

同じ番号を対応させて、のりしろと対応する場所を合わせて組み立てます。

**Match the numerical tabs to their corresponding edges.**



のりしろは、ペーパークラフト(箱)の中に入れてください。

**Tabs can go on the inside of the gem.**

または、テープで箱を固定する時に、外側にのりしろもテープで止めてしましましょう。

**You can use tape to put the gem together with the tabs on the outside as a decorative detail!**

工作のりやマスキングテープを使って、しっかり角を固定してください。

**Use glue or washi tape to keep the tabs and edges in place.**

